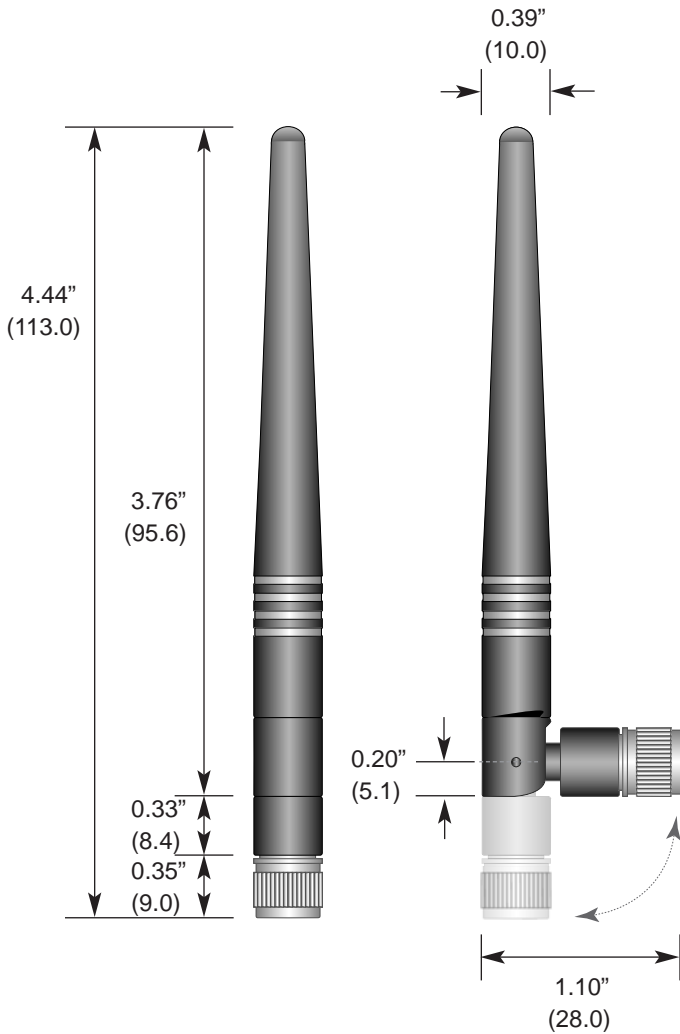


Product Dimensions



Description



The RCT 1/2-wave 2.4GHz antenna delivers outstanding performance and orientation flexibility in a compact physical package. The antenna's innovative articulating base allows it to tilt and swivel for optimum orientation. The RCT mounts quickly via an SMA or FCC Part 15 compliant RP-SMA connector.

Features

- Tilts and rotates
- Very low VSWR
- Excellent performance
- Omni-directional pattern
- Fully weatherized
- Rugged and damage-resistant
- RP-SMA or SMA connector

Electrical Specifications

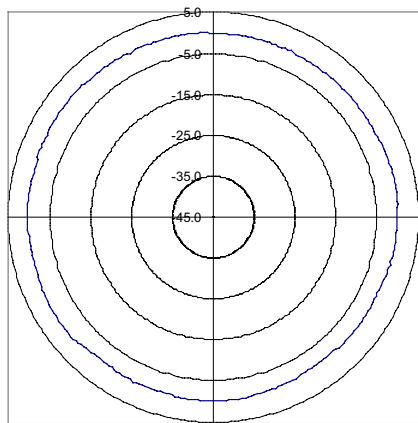
- Center Freq. 2.45GHz
- Bandwidth 120MHz
- Wavelength 1/2-wave
- VSWR <1.9 typ. at center
- Impedance 50 ohms
- Gain 2.20dBi
- Connector RP-SMA or SMA

Electrical specifications and plots measured on 4.00" x 4.00" reference ground plane

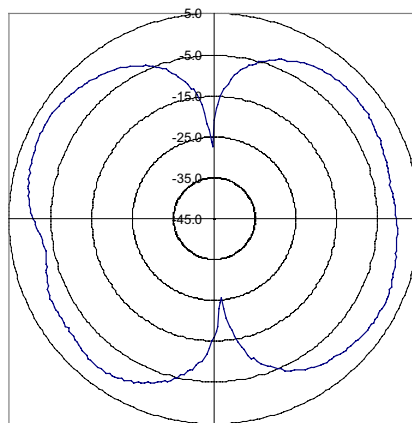
Ordering Information

- ANT-2.4-CW-RCT-RP (with RP-SMA connector)
- ANT-2.4-CW-RCT-SS (with SMA connector)

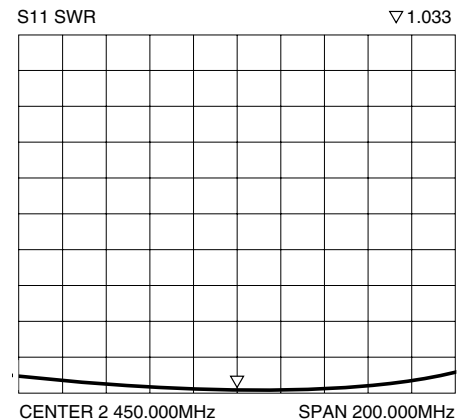
Polar Plots and VSWR Graph



Azimuth



Elevation



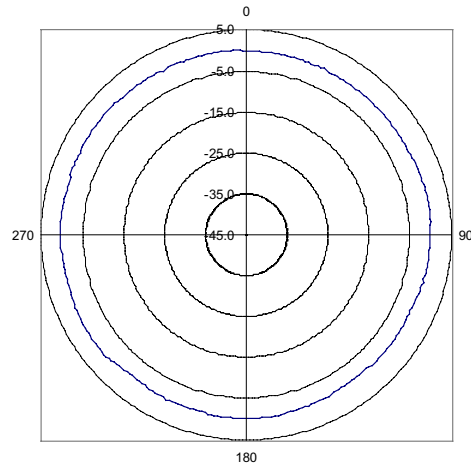
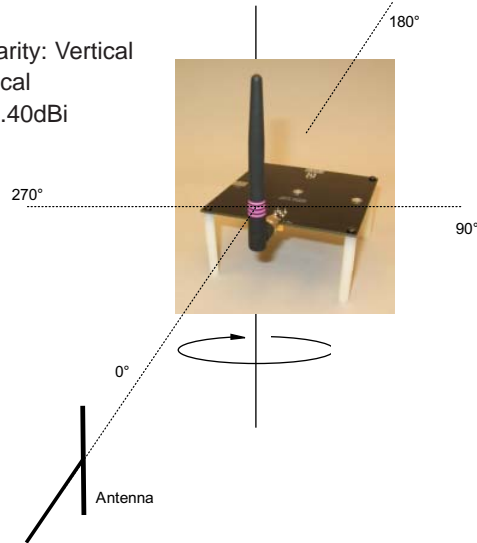
CENTER 2 450.000MHz SPAN 200.000MHz

Typical VSWR



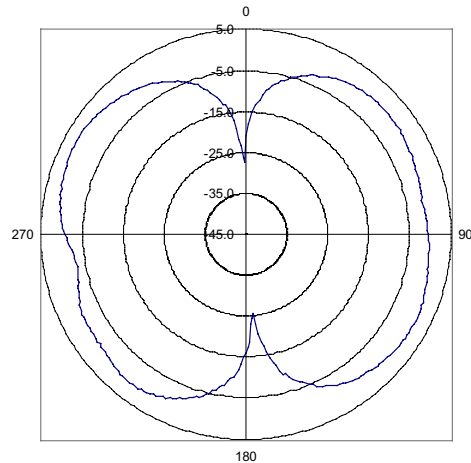
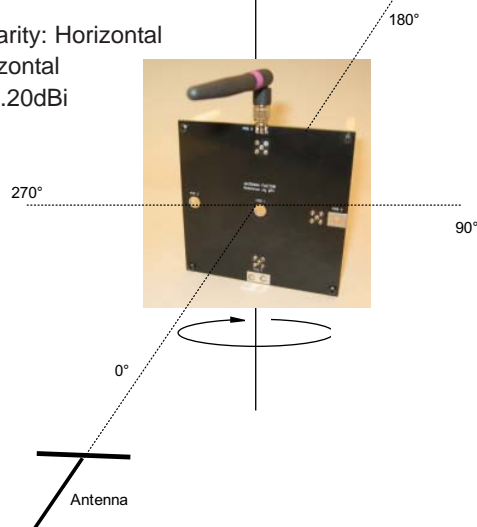
Azimuth Radiation Pattern

Measurement Antenna Polarity: Vertical
 Test Antenna Polarity: Vertical
 Maximum Absolute Gain: 0.40dBi



Elevation Radiation Pattern

Measurement Antenna Polarity: Horizontal
 Test Antenna Polarity: Horizontal
 Maximum Absolute Gain: 2.20dBi



Antenna Test Fixture

ABOUT THIS TEST FIXTURE

The adjoining diagram shows the dimensions of the fixture on which the stated pattern and gain measurements were made. This does not mean that your product must conform to this size or antenna orientation, although it should be recognized that the gain, pattern, and performance may increase or decrease accordingly. Antenna Factor recognizes that our antennas are often used in compact applications with less than ideal ground planes. In some cases, the reference jig is smaller than optimum, particularly with lower-frequency antennas. This is, in part, to more accurately reflect the performance of the antenna in typical real-world applications.

